

**Ministry of Higher Education and Scientific Researches
Al-Mansour University College
Department of Computer Technology Engineering
Fourth Class**



Computer Networks Protocols

Lecture One: Introduction

Dr. Mahmoud Shuker Mahmoud

Network Architecture

A set of layers and protocols is called the network architecture.

Protocol Hierarchies

- Networks are organized as layers to *reduce design complexity*.
- Each layer **offers services** to the **higher** layers.
- Between adjacent layers is an **interface**.

Design Issues for the Layers (functions)

1. Mechanism for **connection establishment**
2. **Error** control
3. **Flow** control, Fast sender **swamping** a slow receiver
4. Rules for **data transfer**
5. **Routing** in the case of multiple paths

Network Protocols

- **Protocol:** A network protocol defines rules and conventions for communication between **network devices**. Network protocols include mechanisms for devices to identify and make connections with each other, as well as formatting rules that specify how data is packaged into sent and received messages.
- **Protocol process:**
 1. The **format** or structure of the message (Syntax)
 2. The **process** by which networking devices share information about **pathways** with other networks
 3. How and when **error and system messages** are passed between devices
 4. The **setup and termination** of data transfer sessions

Layering in Networked Computing

- OSI Model (Open System Interconnection)
- TCP/IP Model

Why a layered model?

1. **Breaks down** communication into smaller, simpler parts.
2. **Easier to teach** communication process.
3. **Allows** different hardware and software to work together.
4. **Reduces** complexity

The OSI model

The **Open Systems Interconnection** is the model developed by the International Standards Organization. The OSI model benefits are:

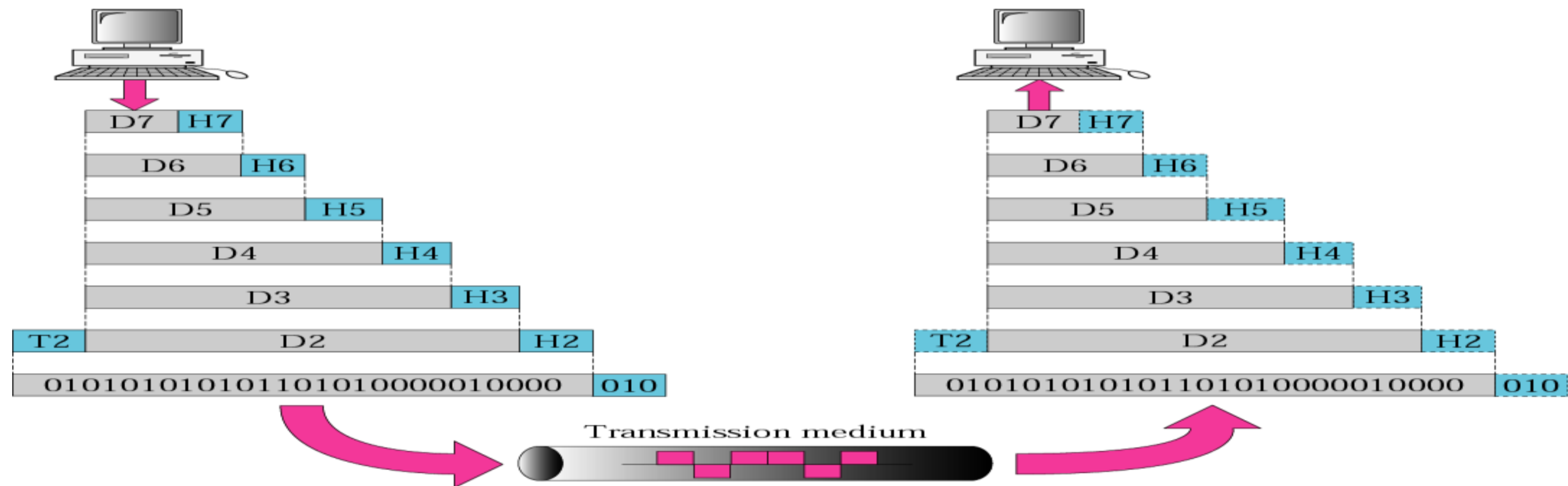
- Helps us understand *how data gets from one user's* computer to another.
- It aids to *provide an organized structure for hardware and software developers to follow.*

Why use a reference model?

- **Serves as an outline of rules for how protocols can be used to allow communication between computers.**
- **Each layer has its own function and provides support to other layers.**

OSI model

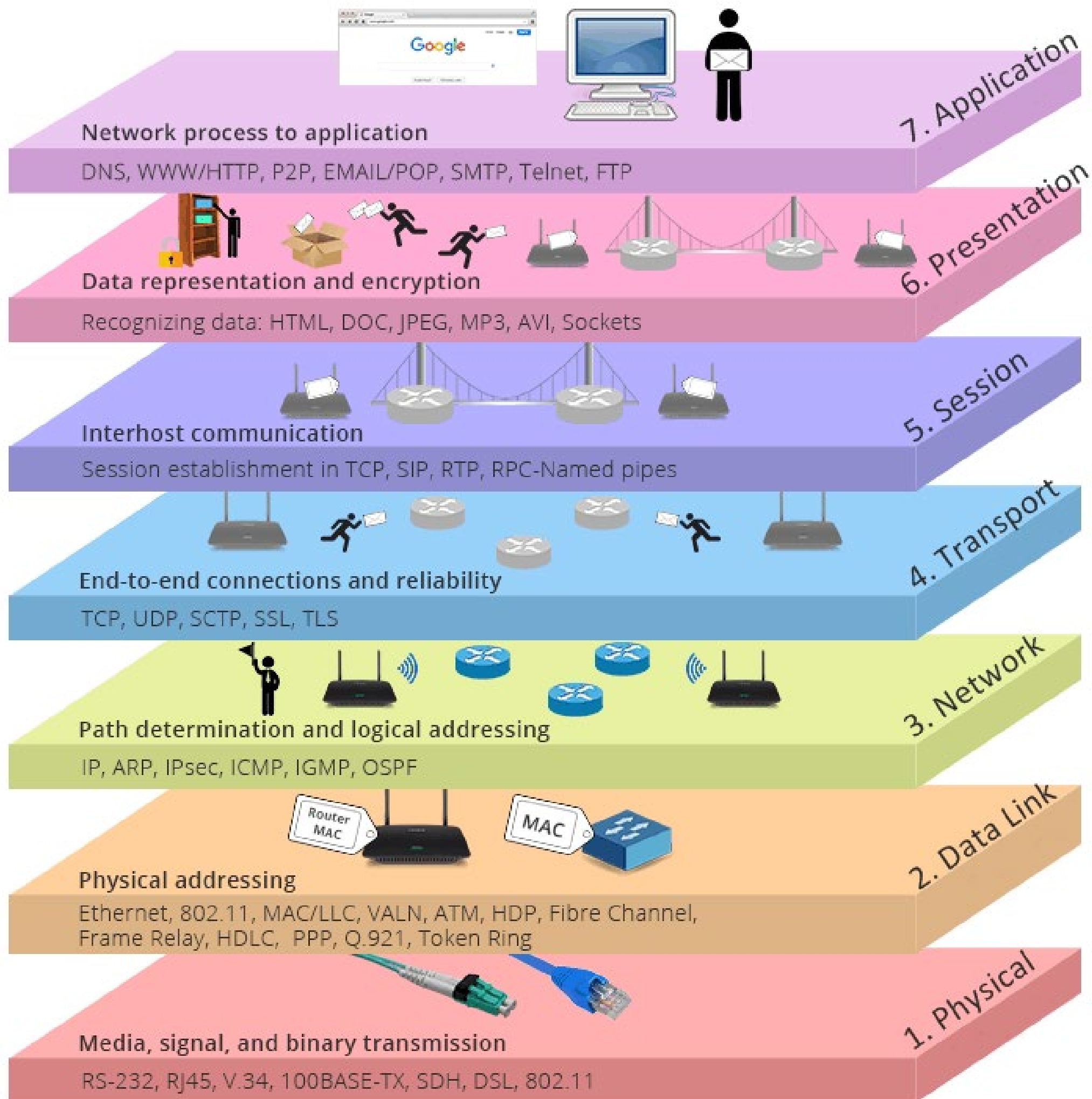
Layer	Name	Example protocols
7	Application Layer	HTTP, FTP, DNS, SNMP, Telnet
6	Presentation Layer	SSL, TLS
5	Session Layer	NetBIOS, PPTP
4	Transport Layer	TCP, UDP
3	Network Layer	IP, ARP, ICMP, IPSec
2	Data Link Layer	PPP, ATM, Ethernet
1	Physical Layer	Ethernet, USB, Bluetooth, IEEE802.11



Benefits (Advantage)	Negative Aspect (disadvantage)
<ul style="list-style-type: none"> • Interconnection of different systems (open) • Not limited to a single vendor solution 	<ul style="list-style-type: none"> • Systems might be less secure • Systems might be less stable

Layer	Main Topics
Physical Layer	<ul style="list-style-type: none"> • Transmission mediums (transmit bits over medium) • Encoding • Modulation • To provide mechanical and electrical specification • Repeaters and Hubs (multi-port repeater)
Data Link Layer	<ul style="list-style-type: none"> • Error detection and correction methods • Hop to hop delivery • physical addressing(MAC Address) • Flow control • Frame format • IEEE LAN standards • Bridges & Switches (multi-port bridges)
Network Layer	<ul style="list-style-type: none"> • Internetworking • Controls the operation of the subnet. • Routing algorithms(Routing packets from source to destination) • Internet Protocol (IP) addressing (Logical addressing) • Routers

Layer	Main Topics
Transport Layer	<ul style="list-style-type: none"> • Connection-oriented and connectionless services • Provide reliable process to process message delivery & error recovery • Transmission Control Protocol (TCP) • User Datagram Protocol (UDP) • Provides additional Quality of Service. • Port address • End-to-end flow control.
Session Layer	<ul style="list-style-type: none"> • Allows users on different machines to establish sessions (dialogue) between them. • managing dialogue control. • Token management. • Synchronization.
Presentation Layer	<ul style="list-style-type: none"> • Concerned with the syntax and semantics of the information. • Preserves the meaning of the information. • Data compression. • Data encryption.
Application Layer	<ul style="list-style-type: none"> • Provides protocols that are commonly needed. • To allow access to network resource • (FTP), (HTTP), (SMTP), (SNMP),(NFS),(Telnet)



SERVICES

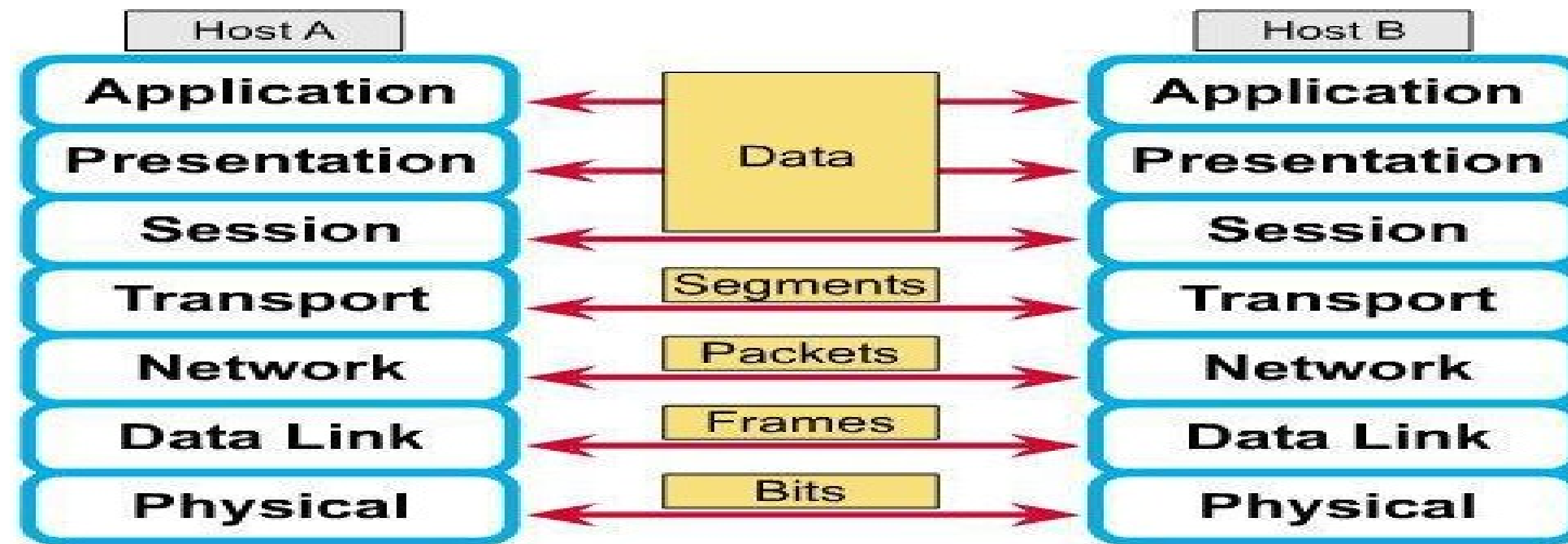
Connection-Oriented	Connectionless
Before data is sent, the service from the sending computer must establish a connection with the receiving computer.	Data can be sent at any time by the service from the sending computer.

Data Encapsulation

Each layer contains a **Protocol Data Unit (PDU)**

1. PDU's are used for **peer-to-peer** contact between corresponding layers.
2. Data is handled by the top three layers, then **Segmented by the Transport layer**.
3. The **Network layer places segment into packets** and the **Data Link frames the packets** for transmission.
4. Physical layer **converts frame to bits** and sends it out over the media.
5. The **receiving computer reverses the process** using the information contained in the PDU (headers of each layer).

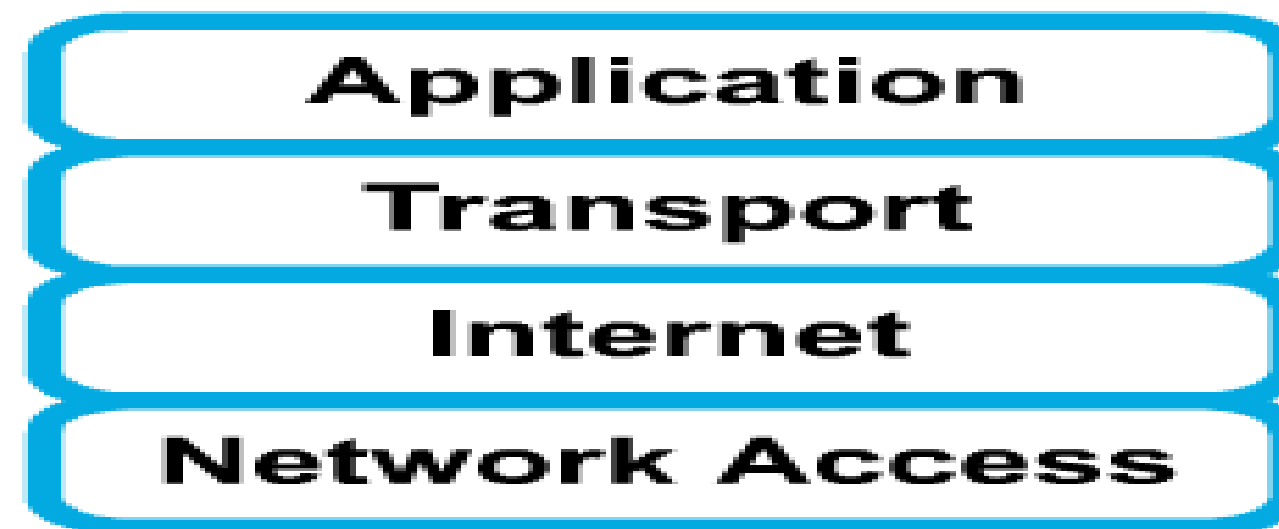
The Layer	Shape of data (PDU)
Top three layers	Data
Transport layer	Segment
Network layer	Packets
Data Link layer	Frames
Physical layer	Bits



4 Layers of the TCP/IP Model

- Layer 4: Application
- Layer 3: Transport
- Layer 2: Internet
- Layer 1: Network access

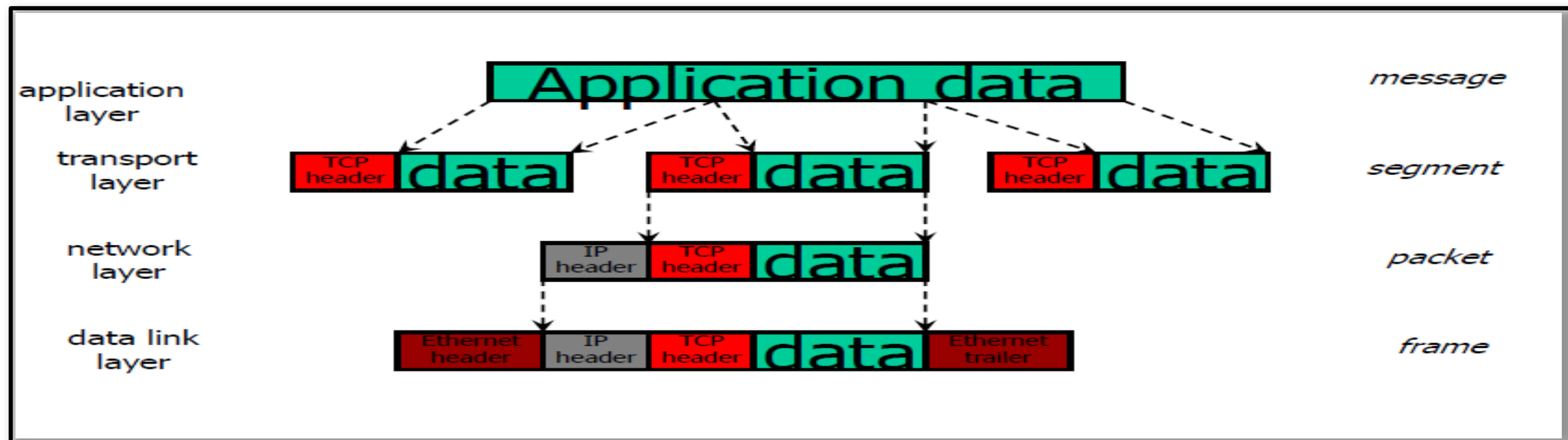
It is important to note that some of the layers in the TCP/IP model have the same name as layers in the OSI model. Do not confuse the layers of the two models.



Data Encapsulation In TCP/IP

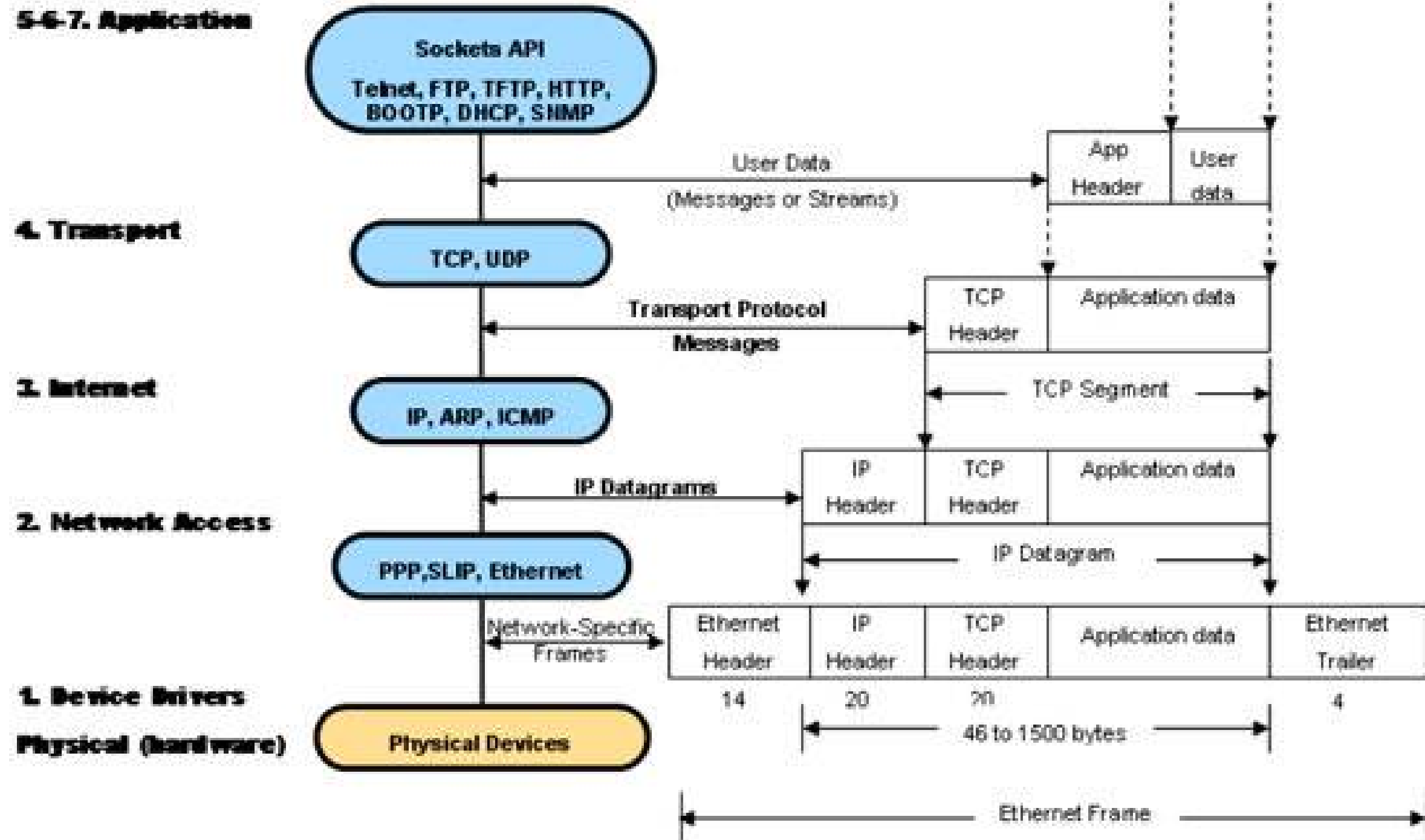
- Outgoing data is packaged and identified for **delivery** to the layer underneath
- **PDU – Protocol Data Unit**: is a specific block of information transferred over a network.
- Header (Identifies the protocol in use, the sender and intended recipient)
- Trailer (or packet trailer) (Provides data integrity checks for the payload)

Data Formats

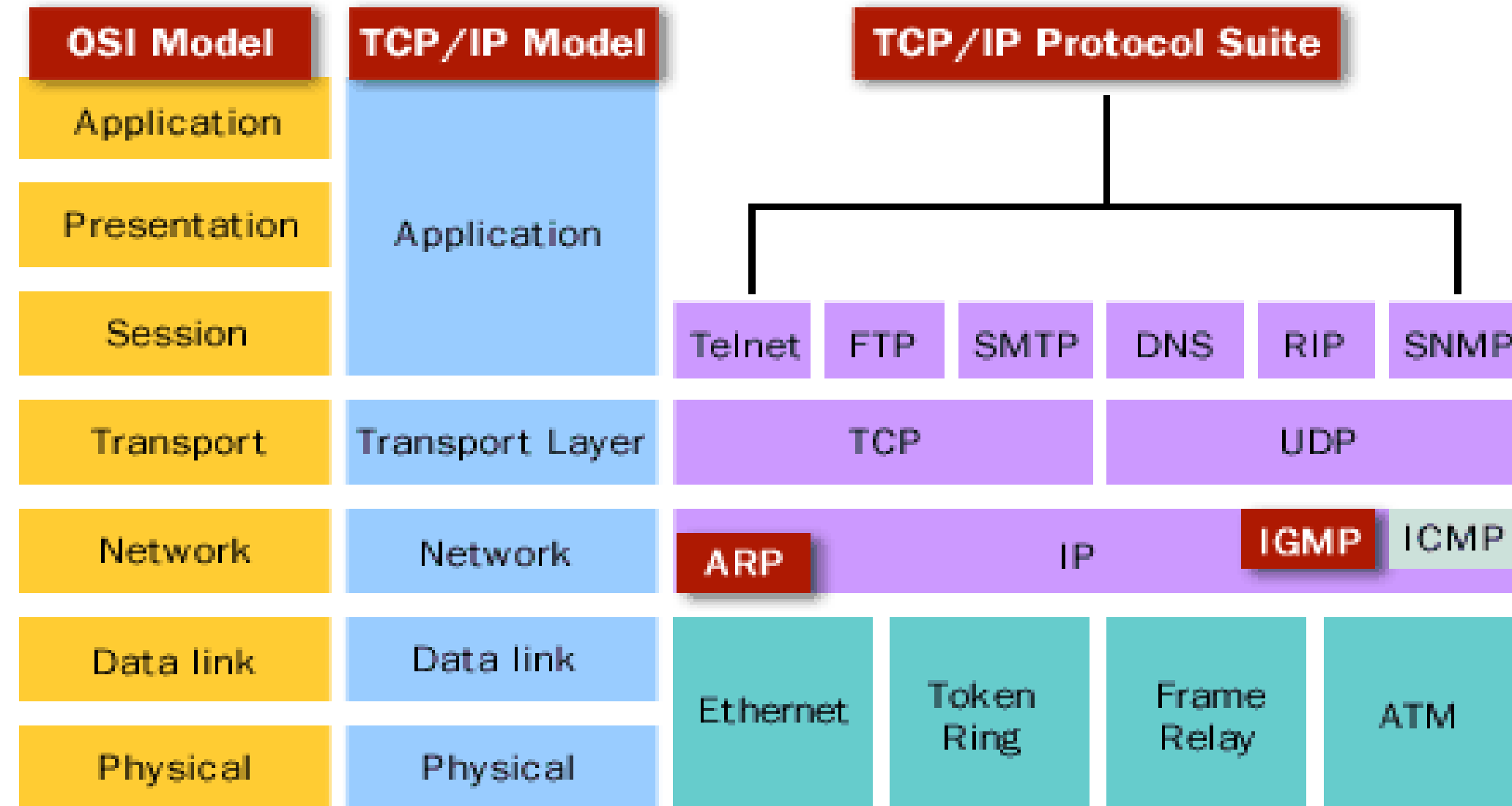


Encapsulation (TCP/IP)

The TCP/IP Layer Reference Model



TCP/IP Reference Model



Q /Explain the delivery of data in Layered model?

Type of delivery	Layer	Shape of data (PDU)	Type of addressing
End to End	Transport	Segment	Port (socket)
Source To Destination	Network	Packet	Logical (IP)
Node to Node	Data Link	Frame	Physical(MAC)

Q: Compare between OSI and TCP/IP Reference Models

OSI (Open System Interconnection)	TCP/IP (Transmission Control Protocol / Internet Protocol)
1. OSI provides layer functioning and also defines functions of all the layers.	1. TCP/IP model is more based on protocols and protocols are not flexible with other layers.
2. OSI is a general model.	2. TCP/IP model cannot be used in any other application.

